

# Fund Performance

## UNI AGGRESSIVE FUND

Despite the challenging environment, Uni Aggressive fund's net asset value per unit rose 3.79%, for the period 1 April 2005 to 31 March 2006. Uni Aggressive fund has outperformed the KLEmas Index which rose by 3.7%.

Chart 3: Uni Aggressive Fund's Asset Allocation

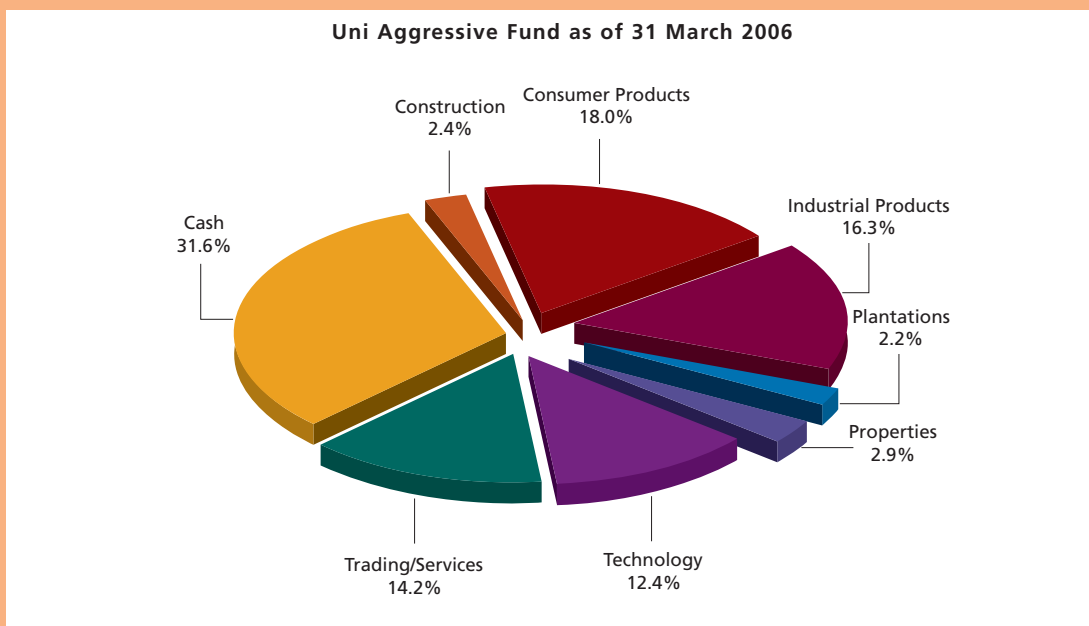
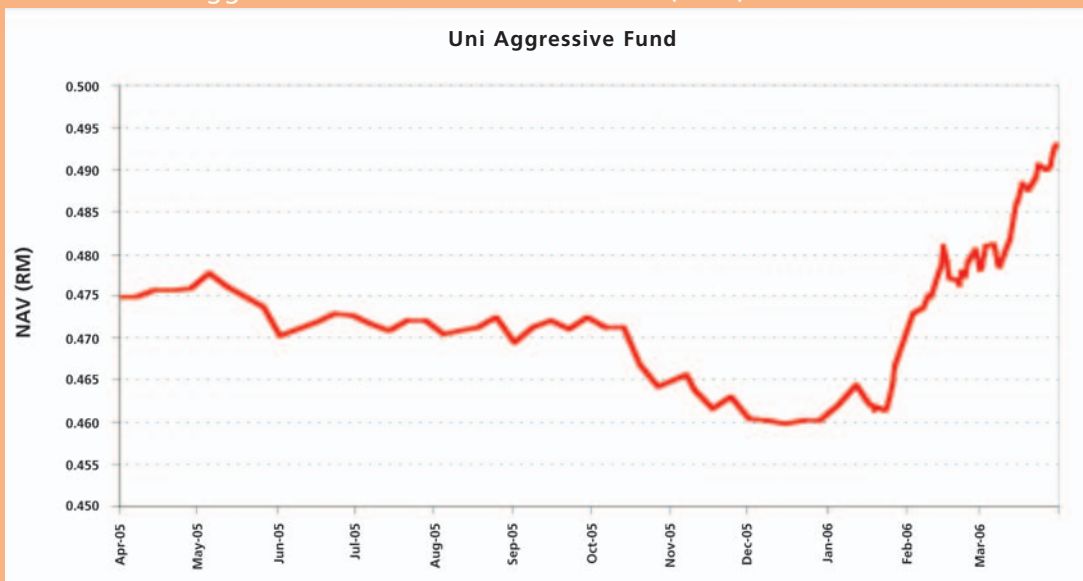


Chart 4: Uni Aggressive Fund's Net Asset Value (NAV) Movement





Fund Performance (continued)

UNI STRATEGIC FUND

The Uni Strategic fund's net asset value per unit rose 7.18% for the period 1 April 2005 to 31 March 2006. While for the same period, the KLEmas Index rose by 3.7%. Uni Strategic has outperformed the KLEmas Index by 3.48%.

Chart 5: Uni Strategic Fund's Asset Allocation

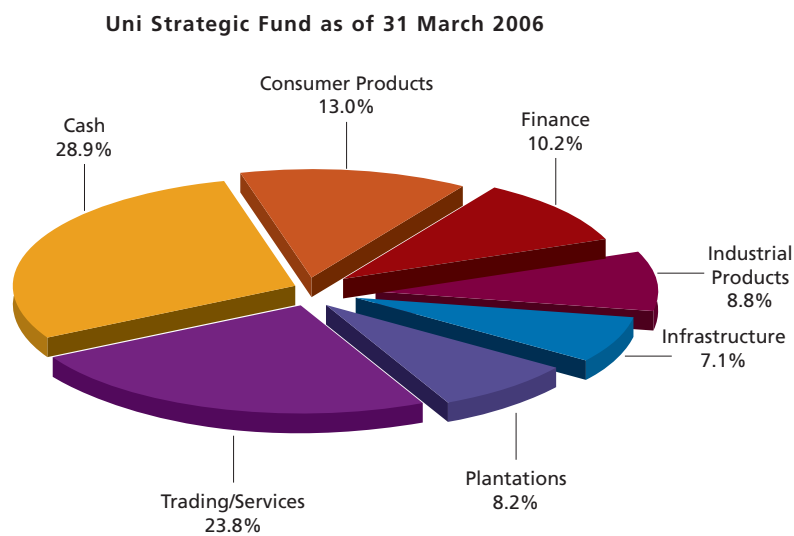
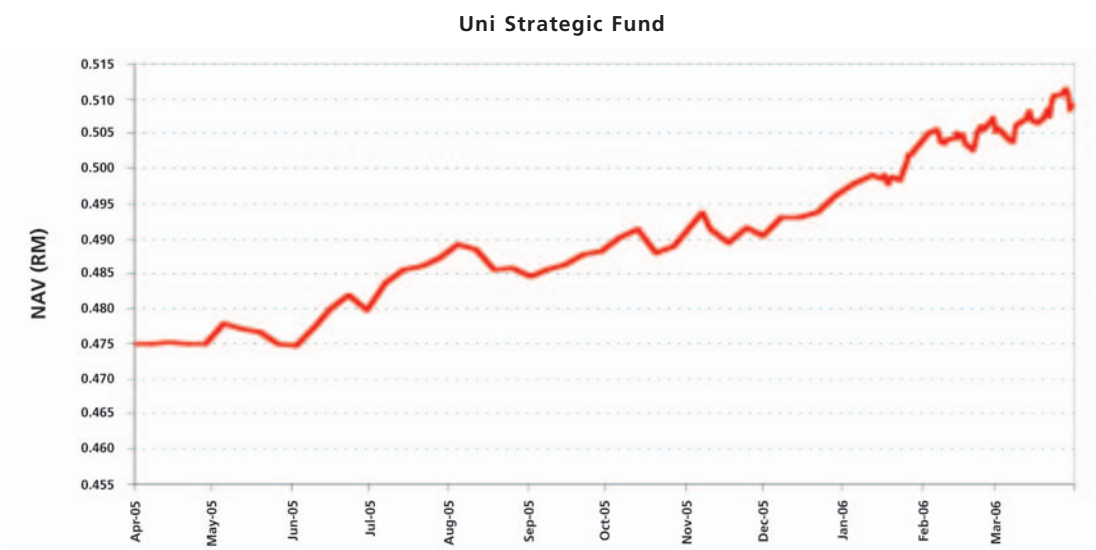


Chart 6: Uni Strategic Fund's Net Asset Value (NAV) Movement



The Trusted Name In Insurance



Fund Performance (continued)

UNI ASIAEQUITY FUND

Uni AsiaEquity fund's net asset value per unit rose 4.38% for the period 4 August to 31 March 2006. Uni AsiaEquity has outperformed the weighted benchmark (70% KLEmas Index plus 30% MSCI Far East Ex Japan Index) increase of 2.43%.

Chart 7: Uni AsiaEquity Fund's Asset Allocation

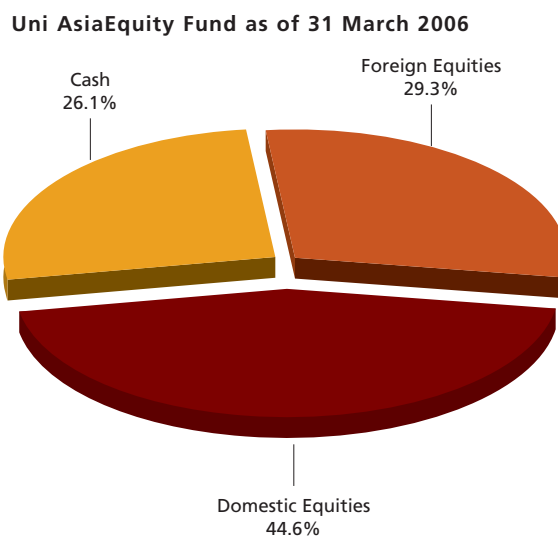
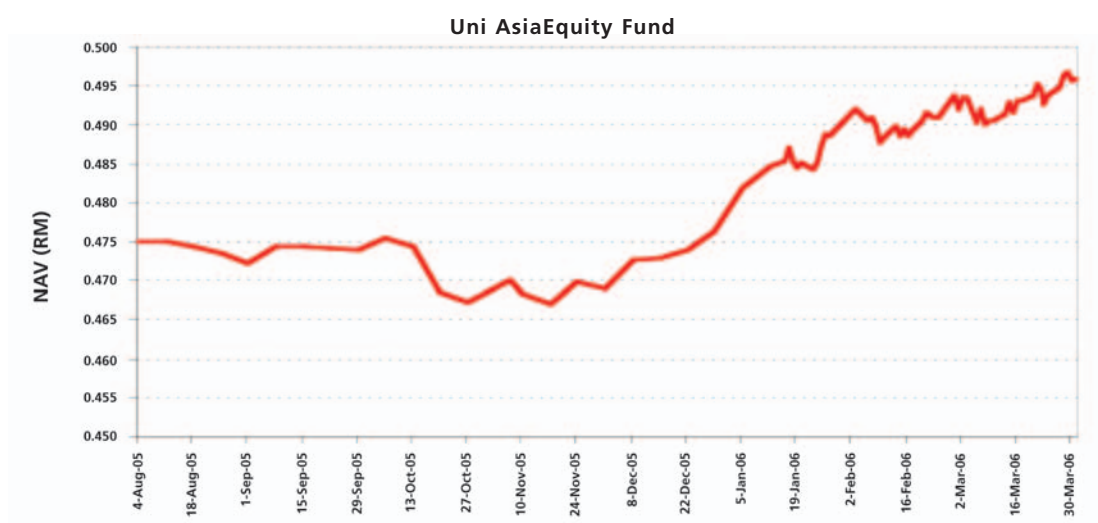


Chart 8: Uni AsiaEquity Fund's Net Asset Value (NAV) Movement



The Trusted Name In Insurance



Fund Performance (continued)

UNI INCOME FUND

Uni Income fund's net asset value per unit rose 1.15%, for the period 22 September 2005 to 31 March 2006. The fund has underperformed the annualised 12 months Maybank's fixed deposit rate of 1.93%.

Chart 9: Uni Income Fund's Asset Allocation

Uni Income Fund as of 31 March 2006

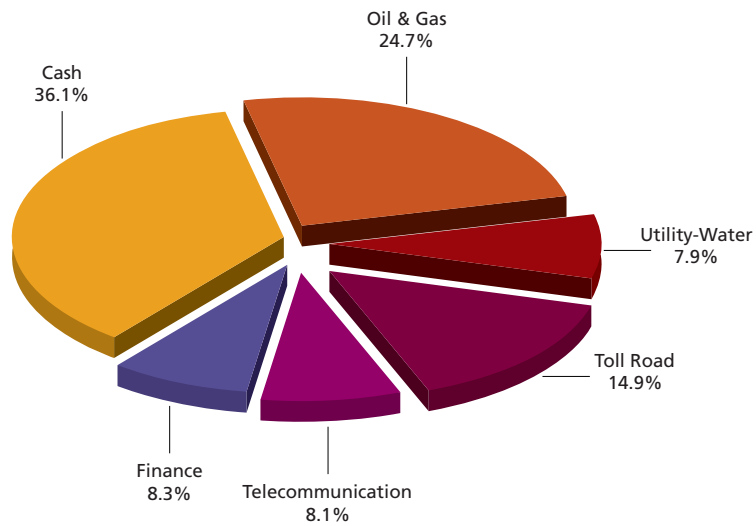
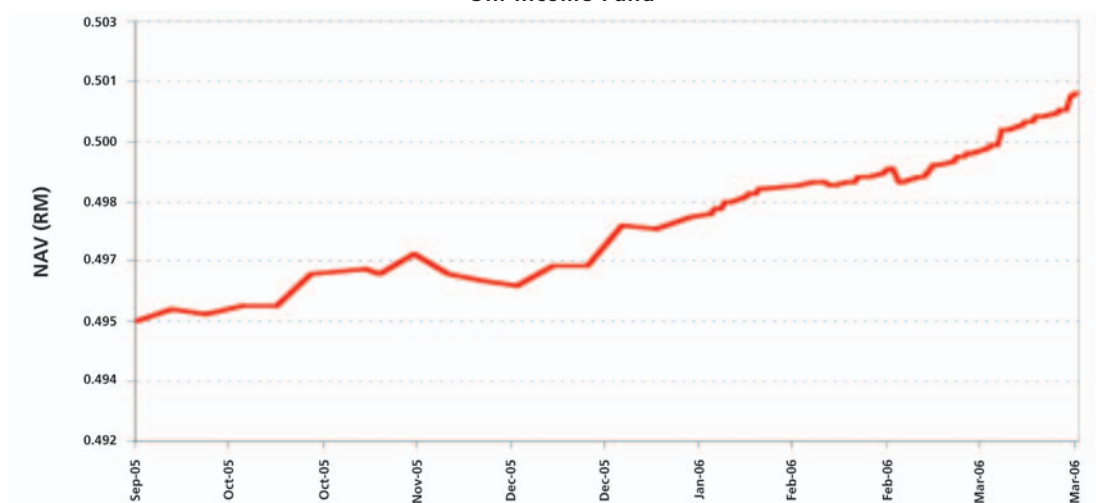


Chart 10: Uni Income Fund's Net Asset Value (NAV) Movement

Uni Income Fund



The Trusted Name In Insurance

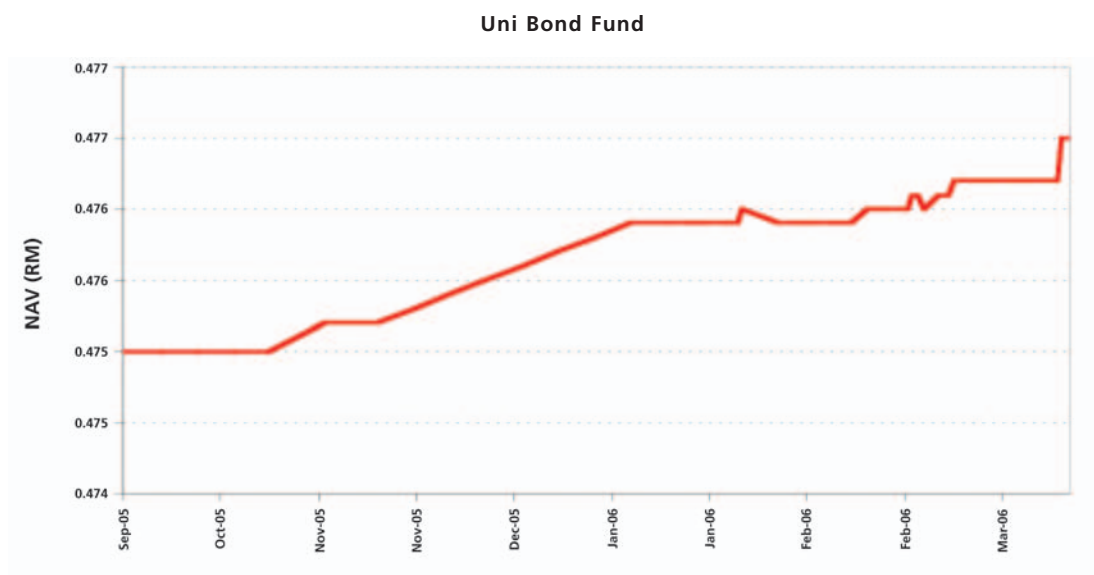


Fund Performance (continued)

UNI BOND FUND

Uni Bond fund's net asset value per unit rose 0.32% for the period 29 September to 31 March 2006. The fund has underperformed the annualised 12 months Maybank's fixed deposit rate of 1.86%.

Chart 11: Uni Bond Fund's Net Asset Value (NAV) Movement



UNI CAPITAL GUARANTEED FUND

Uni Capital Guaranteed fund has started investment on 31 March 2006, thus the performance is non applicable.